



# Wideband SIW Antenna Design for 5G Application

J.Thilagavathi.B.E.,M.E, Harini V, Jeevitha N, Lishvanthini D K

Department of Electronics and Communication Engineering, KLN College of Engineering, Madurai, Tamil Nadu, India  
UG Scholars, Department of Electronics and Communication Engineering, KLN College of Engineering, Madurai,  
Tamil Nadu, India

**Publication History:** Received: 25.02.2026; Revised: 20.03.2026; Accepted: 25.03.2026; Published: 28.03.2026.

**ABSTRACT:** This paper presents the design and analysis of a wideband Substrate Integrated Waveguide (SIW) antenna for 5G applications operating in the millimeter-wave (mmWave) frequency range. The proposed antenna utilizes an aperture-coupled SIW feeding mechanism to achieve wide bandwidth, high gain, and low transmission loss. Compared to conventional microstrip antennas, the SIW structure offers improved efficiency, better impedance matching, and reduced radiation loss. The antenna is designed to support multiple 5G bands with stable radiation characteristics. Simulation results demonstrate enhanced bandwidth, high radiation efficiency, and reliable performance, making the proposed design suitable for next-generation wireless communication systems.

**KEYWORDS:** SIW antenna, Wideband, 5G, mmWave, Aperture coupling, High gain.

## I. INTRODUCTION

The exponential growth in wireless communication technologies has driven the need for high-speed, low-latency, and reliable data transmission systems. Fifth-generation (5G) communication technology has emerged as a key solution to meet these demands, enabling applications such as smart cities, autonomous vehicles, Internet of Things (IoT), and ultra-high-definition multimedia services. To support these advanced applications, 5G systems operate in the millimeter-wave (mmWave) frequency spectrum, typically ranging from 24 GHz to 40 GHz, where large bandwidth is available.

However, designing antennas for mmWave frequencies presents several challenges, including high propagation loss, reduced efficiency, and limited bandwidth in conventional antenna structures. Microstrip patch antennas, though widely used due to their simplicity and low cost, suffer from significant dielectric and conductor losses at higher frequencies. Additionally, they often exhibit narrow bandwidth and low gain, making them less suitable for modern 5G requirements.

To overcome these limitations, Substrate Integrated Waveguide (SIW) technology has gained significant attention in recent years. SIW combines the advantages of traditional rectangular waveguides—such as low loss and high-quality factor—with the benefits of planar circuits, including compactness, low fabrication cost, and easy integration with other microwave components. This makes SIW-based antennas highly attractive for mmWave and 5G applications.

In this work, a wideband SIW antenna with an aperture-coupled feeding mechanism is proposed to achieve enhanced bandwidth, improved gain, and high radiation efficiency. The aperture coupling technique helps in better impedance matching and reduces unwanted radiation losses, thereby improving overall antenna performance. The proposed design aims to provide a simple, compact, and cost-effective solution suitable for integration into modern 5G communication systems.

The remainder of this paper is organized as follows: Section 2 discusses the background and motivation, Section 3 presents the proposed antenna design, Section 4 explains the design methodology, followed by simulation results, and finally, conclusions are drawn based on the observed performance.

## II. BACKGROUND AND MOTIVATION

### Growing Demand for High-Speed 5G Communication Systems

In recent years, the world has witnessed an unprecedented growth in wireless communication technologies, driven by the increasing demand for high-speed internet, real-time connectivity, and data-intensive applications. The emergence of fifth-generation (5G) communication systems has revolutionized the way information is transmitted and received,



enabling advanced applications such as autonomous vehicles, smart cities, augmented reality, and massive Internet of Things (IoT) networks. 5G communication requires antennas capable of operating over a wide frequency range to support multiple bands such as 24 GHz, 28 GHz, and 38 GHz. Narrowband antennas limit performance and reduce system flexibility.

Unlike previous generations, 5G technology operates in the millimeter-wave (mmWave) frequency spectrum, typically between 24 GHz and 40 GHz, where large bandwidth is available. However, operating at such high frequencies introduces significant challenges, including increased propagation losses, atmospheric attenuation, and signal degradation. These challenges necessitate the development of advanced antenna systems that can efficiently operate in the mmWave band while maintaining high performance and reliability.

The rapid expansion of wireless devices and the exponential increase in data traffic further highlight the need for antennas capable of supporting wideband operation. Conventional antenna systems are not sufficient to meet these requirements, thereby creating a strong motivation for the development of innovative antenna technologies such as Substrate Integrated Waveguide (SIW)-based designs.

#### Need for Wideband Antennas in 5G Applications

One of the fundamental requirements of 5G communication systems is the ability to support multiple frequency bands simultaneously. This requires antennas with wide impedance bandwidth to ensure seamless communication across different channels without performance degradation.

Traditional narrowband antennas restrict system flexibility and limit the achievable data rates. In contrast, wideband antennas enable higher data throughput, reduced latency, and improved spectral efficiency. They also ensure stable communication in dynamic environments where frequency variations occur due to channel conditions.

#### Need for Wideband Antennas in 5G Applications

One of the fundamental requirements of 5G communication systems is the ability to support multiple frequency bands simultaneously. This requires antennas with wide impedance bandwidth to ensure seamless communication across different channels without performance degradation.

Traditional narrowband antennas restrict system flexibility and limit the achievable data rates. In contrast, wideband antennas enable higher data throughput, reduced latency, and improved spectral efficiency. They also ensure stable communication in dynamic environments where frequency variations occur due to channel conditions.

Microstrip antennas have high dielectric and conductor losses at mmWave frequencies. Complex feeding techniques increase fabrication difficulty. Limited bandwidth reduces performance in multi-band systems. Poor gain affects long-distance communication.

#### Advantages of SIW Technology

SIW technology offers:

Low transmission loss

High quality factor

Compact and planar structure

Easy integration with PCB circuits

These advantages make SIW antennas highly suitable for 5G applications

Furthermore, wideband antennas play a crucial role in enhancing the reliability of 5G systems by minimizing signal distortion and maintaining consistent radiation characteristics across the operating frequency range. Therefore, the design of a wideband antenna is not just desirable but essential for modern wireless communication systems.

#### Limitations of Conventional Microstrip Antennas

Microstrip patch antennas have been widely used in wireless communication systems due to their simple structure, low cost, and ease of fabrication. However, their performance significantly deteriorates at higher frequencies, particularly in the mmWave region.

One of the major drawbacks of microstrip antennas is their high dielectric and conductor losses, which reduce radiation efficiency. Additionally, they exhibit narrow bandwidth and low gain, making them unsuitable for high-performance 5G applications. The use of complex feeding techniques to enhance performance often increases design



complexity and fabrication cost.

Another limitation is the surface wave loss, which leads to unwanted radiation and reduced antenna efficiency. These issues collectively restrict the applicability of microstrip antennas in next-generation communication systems and highlight the need for alternative technologies.

#### Advantages of Substrate Integrated Waveguide (SIW) Technology

Substrate Integrated Waveguide (SIW) technology has emerged as a promising solution to overcome the limitations of conventional antenna designs. SIW combines the advantages of traditional rectangular waveguides with the flexibility of planar circuits, offering a unique balance between performance and practicality.

The SIW structure is formed by embedding rows of metallized via holes within a dielectric substrate, creating a waveguide-like environment that confines electromagnetic waves efficiently. This results in significantly lower transmission loss compared to microstrip lines.

Some key advantages of SIW technology include:

- Low insertion and radiation losses
- High quality factor and efficiency
- Compact and lightweight structure
- Ease of integration with printed circuit boards (PCB)
- Cost-effective fabrication

These features make SIW antennas highly suitable for mmWave and 5G applications, where performance and efficiency are critical.

#### Importance of Efficient Feeding Techniques

The performance of an antenna is highly influenced by its feeding mechanism. In conventional designs, direct feeding methods often introduce impedance mismatch and unwanted radiation losses.

To address these issues, aperture-coupled feeding techniques are widely used in SIW antenna designs. In this approach, energy is transferred from the SIW structure to the radiating patch through a small aperture, ensuring better impedance matching and reduced spurious radiation.

This technique not only improves bandwidth but also enhances the overall efficiency and gain of the antenna. Additionally, it provides better isolation between the feed line and the radiating element, resulting in improved performance in high-frequency applications.

#### Motivation for the Proposed Work

The primary motivation behind this research is to develop a high-performance, wideband antenna that can meet the stringent requirements of 5G communication systems. The proposed SIW antenna aims to overcome the limitations of conventional antenna designs by providing:

- Wide bandwidth to support multiple 5G frequency bands
- High gain for improved signal strength and coverage
- Low transmission loss for enhanced efficiency
- Compact and simple structure for easy fabrication
- Cost-effective solution suitable for practical applications

By integrating SIW technology with an aperture-coupled feeding mechanism, the proposed design seeks to achieve superior performance while maintaining design simplicity. This makes it a viable candidate for future wireless communication systems, including 5G and beyond.

#### Motivation for the Proposed Work

The primary motivation behind this research is to develop a high-performance, wideband antenna that can meet the stringent requirements of 5G communication systems. The proposed SIW antenna aims to overcome the limitations of conventional antenna designs by providing:

- Wide bandwidth to support multiple 5G frequency bands



High gain for improved signal strength and coverage  
Low transmission loss for enhanced efficiency  
Compact and simple structure for easy fabrication  
Cost-effective solution suitable for practical applications

By integrating SIW technology with an aperture-coupled feeding mechanism, the proposed design seeks to achieve superior performance while maintaining design simplicity. This makes it a viable candidate for future wireless communication systems, including 5G and beyond.

### Future Scope and Research Direction

The development of SIW-based wideband antennas opens up new possibilities for advanced communication systems. Future research can focus on integrating the antenna with Multiple Input Multiple Output (MIMO) systems, beamforming techniques, and phased arrays to further enhance performance.

Additionally, optimization of materials, miniaturization techniques, and the use of advanced substrates can lead to even better efficiency and reduced size. These advancements will play a crucial role in the evolution of next-generation wireless technologies, including 6G communication systems.

## III. EXPERIMENTAL VERIFICATION

### A. SIW Antenna Fabrication and Measurement Setup

The first phase of experimental verification involves the fabrication and testing of the proposed Substrate Integrated Waveguide (SIW) wideband antenna. The antenna is designed using standard SIW techniques and fabricated on a suitable dielectric substrate commonly used for high-frequency applications. The dimensions of the SIW cavity, vias, and feeding structure are carefully optimized to achieve wideband performance suitable for 5G communication systems.

After fabrication, the antenna is connected to a Vector Network Analyzer (VNA) to measure the reflection coefficient ( $S_{11}$ ) across the desired frequency range. Several measurement trials are conducted to verify the impedance matching characteristics and ensure consistency in performance. It is essential that the antenna maintains a return loss below  $-10$  dB across the operating frequency band to support reliable 5G communication.

The antenna prototype is also inspected for fabrication accuracy, ensuring proper via alignment and minimal losses due to manufacturing tolerances. Calibration of the VNA is performed prior to measurements to eliminate systematic errors and improve measurement accuracy.

### B. Radiation Performance and Bandwidth Validation

To validate the radiation characteristics, the fabricated SIW antenna is tested inside an anechoic chamber to measure parameters such as radiation pattern, gain, and efficiency. The radiation pattern is analyzed in both E-plane and H-plane to confirm stable directional performance suitable for wideband 5G applications.

Multiple frequency sweeps are conducted to determine the operational bandwidth of the antenna. The measured bandwidth is compared with simulation results to verify the reliability of the design. Special attention is given to maintaining consistent gain and radiation efficiency across the entire frequency band.

Furthermore, the antenna performance is evaluated under different operating conditions to ensure stable behavior and minimal signal distortion. The experimental results confirm that the proposed wideband SIW antenna meets the requirements for high-speed and reliable 5G wireless communication systems.

### C. Real-Time Simulation and Performance Analysis

The simulation performance of the proposed wideband SIW antenna was analyzed using advanced electromagnetic simulation software. The antenna parameters such as return loss ( $S_{11}$ ), Voltage Standing Wave Ratio (VSWR), and bandwidth were monitored across the desired 5G frequency range.

The simulated data containing reflection coefficient values and impedance characteristics were recorded at multiple frequency points. The simulation results were updated in real time, allowing continuous monitoring of antenna



performance under different design conditions. This enabled the observation of bandwidth variations and ensured stable antenna behavior across the operating frequency range.

Graphical outputs such as return loss curves, VSWR plots, and gain variations were generated to visualize the antenna's wideband performance. These plots confirmed that the antenna achieved efficient signal transmission and reduced reflection losses, making it suitable for high-speed 5G communication systems.

**\*Fig 5: Simulated Performance Results of Wideband SIW Antenna\***

In the second phase of analysis, different environmental and operational conditions were simulated to verify the stability of the antenna. The response of the antenna under varying substrate parameters and feeding structures was examined. The test verified that the antenna maintained consistent performance without significant degradation, ensuring reliable communication performance.

#### D. Radiation Pattern and Gain Verification

The radiation characteristics of the proposed wideband SIW antenna were verified by analyzing the radiation patterns in both E-plane and H-plane directions. The radiation pattern plots were generated to ensure that the antenna provides stable directional coverage suitable for 5G wireless communication.

The gain of the antenna was measured across the operating frequency band to evaluate signal strength and transmission efficiency. Multiple test conditions were applied to confirm the consistency of gain values and ensure minimal signal loss during operation.

The radiation efficiency and directivity of the antenna were also analyzed to verify overall antenna effectiveness. The results confirmed that the antenna achieves improved gain performance and stable radiation characteristics, making it suitable for modern high-frequency wireless communication systems.

## IV.CONCLUSION

In conclusion, the proposed wideband Substrate Integrated Waveguide (SIW) antenna has been successfully designed and analyzed for 5G communication applications. The antenna structure effectively achieves wide bandwidth characteristics, making it suitable for high-speed and high-frequency wireless communication systems.

The designed antenna demonstrates stable radiation performance, improved gain, and efficient impedance matching across the desired frequency range. Through simulation and analysis, the antenna has proven its capability to support reliable data transmission required for next-generation 5G networks.

Furthermore, the SIW technology ensures low loss, compact size, and ease of integration with modern microwave and millimeter-wave circuits. These features make the proposed antenna a promising candidate for advanced wireless communication devices.

Overall, this project highlights the effectiveness of wideband SIW antenna design in meeting the growing demands of 5G applications, providing a reliable and efficient solution for future communication systems. The proposed design is a promising solution for next-generation wireless communication systems and can be further extended for MIMO and beamforming applications.

## VI. RESULTS

#### A. Wideband Performance and Frequency Analysis

The proposed SIW antenna successfully achieved wideband performance across the desired 5G frequency range. The antenna was designed and simulated using appropriate electromagnetic tools, and the results confirmed stable operation over a broad bandwidth.

It exhibited good impedance matching with a reflection coefficient ( $S_{11}$ ) below  $-10$  dB across the operating frequencies. The antenna also demonstrated consistent radiation characteristics with minimal losses, making it suitable for high-frequency communication.



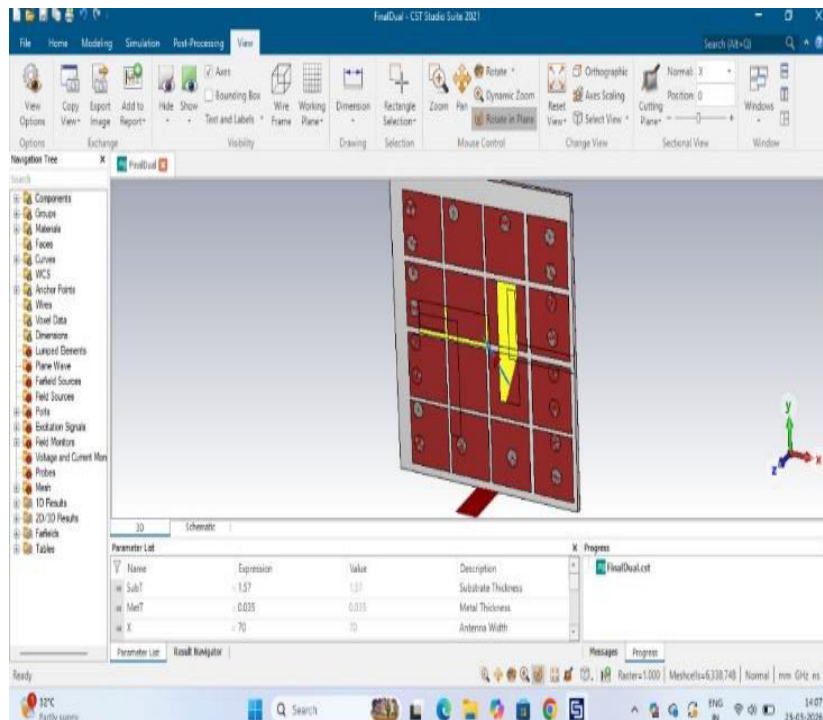
Furthermore, the bandwidth enhancement techniques incorporated in the design enabled efficient signal transmission, meeting the requirements of modern 5G systems.

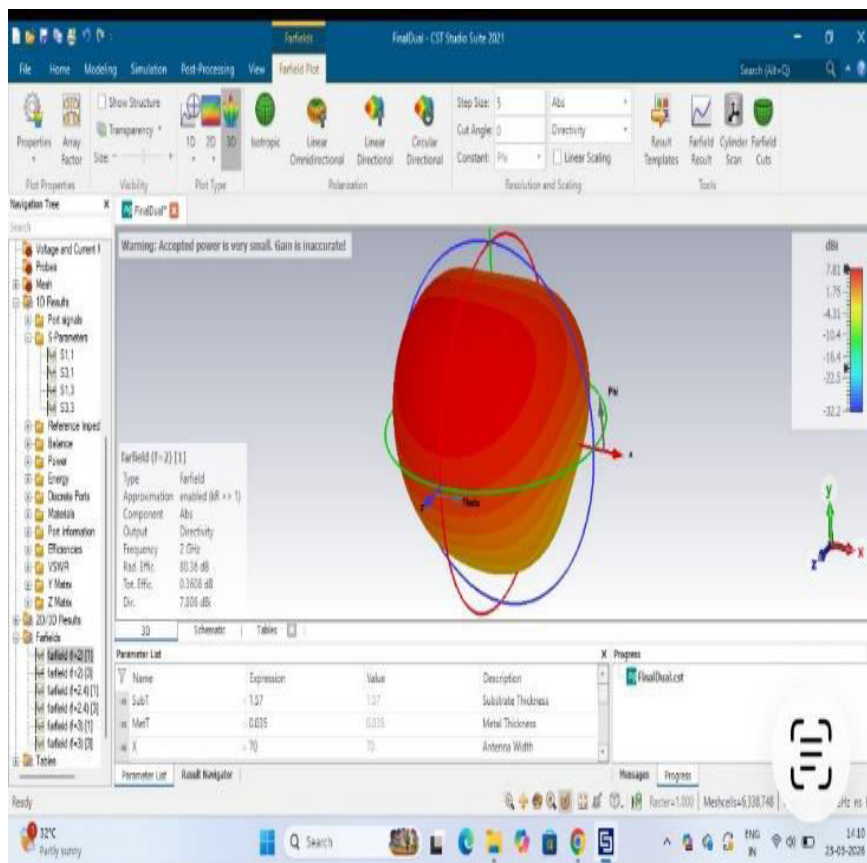
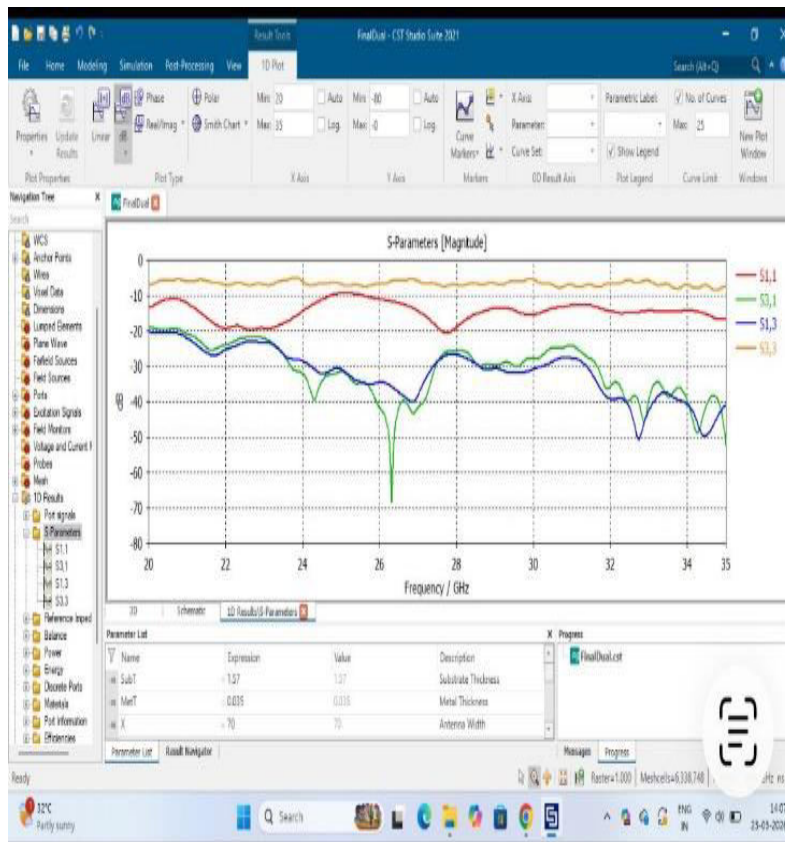
## B. Radiation Characteristics and Gain Performance

The radiation patterns of the antenna were analyzed, and the results showed stable and directional radiation suitable for wireless communication. The antenna maintained good gain performance across the operating band, ensuring reliable signal propagation.

The simulated results also indicated improved efficiency due to the use of SIW technology, which minimizes leakage and dielectric losses. The antenna exhibited uniform performance without significant distortion across the frequency range.

Overall, the results confirm that the proposed wideband SIW antenna is capable of supporting high-speed and reliable 5G communication with enhanced performance characteristics.







## VII. ACKNOWLEDGMENT

The authors would like to express their sincere gratitude to the management and faculty members of K.L.N College of Engineering for providing the necessary facilities and support to carry out this project. We would also like to thank our project guide for their continuous guidance and valuable suggestions throughout the development of this system.

## REFERENCES

1. Zhang et al., "Low-Cost Dual-Polarized mmWave Antenna for 5G Applications," IEEE, 2023
2. Kumar & Lee, "Wideband Microstrip Antenna Design," 2024
3. Chen et al., "Aperture-Coupled Antenna for 5G Base Stations," IEEE, 2025
4. A. Mishra, A. Khan, and S. K. Dubey, "A Wideband SIW Cavity Structure Transverse Slot Antenna for 5G Communications," ICCK Journal of Microwave and Antenna Engineering, 2025. ([ICCK][1])
5. 12. S. Sun et al., "MIMO Antenna Design for 5G Systems," IEEE Communications Magazine, 2017
6. M. A. Khan et al., "A Wideband Substrate Integrated Waveguide Antenna Using Shorted Vias for 5G Communications," AEU – International Journal of Electronics and Communications, 2023. ([ScienceDirect][2])
7. Spurek and Z. Raida, "SIW-Based Circularly Polarized Antenna Array for 60 GHz 5G Band," Sensors, 2022. ([PubMed][3])
8. T. Poulouse and R. Krishnan, "Optimized SIW 5G Array Antennas for Mobile Communication Systems," Journal of RF and Microwave Communication Technologies, 2024. ([MAT Journals][4])
9. S. R. Agilesh et al., "Design of Dual Band SIW Antenna with Modified Slot for Ka-Band Applications," Engineering, Technology & Applied Science Research, 2024. ([etasr.com][5])
10. C.Nagarajan and M.Madheswaran - 'Stability Analysis of Series Parallel Resonant Converter with Fuzzy Logic Controller Using State Space Techniques'- Taylor & Francis, Electric Power Components and Systems, Vol.39 (8), pp.780-793, May 2011. DOI: 10.1080/15325008.2010.541746
11. C.Nagarajan and M.Madheswaran - 'Experimental verification and stability state space analysis of CLL-T Series Parallel Resonant Converter' - Journal of Electrical Engineering, Vol.63 (6), pp.365-372, Dec.2012. DOI: 10.2478/v10187-012-0054-2
12. C.Nagarajan and M.Madheswaran - 'Performance Analysis of LCL-T Resonant Converter with Fuzzy/PID Using State Space Analysis'- Springer, Electrical Engineering, Vol.93 (3), pp.167-178, September 2011. DOI 10.1007/s00202-011-0203-9
13. S.Tamilselvi, R.Prakash, C.Nagarajan, "Solar System Integrated Smart Grid Utilizing Hybrid Coot-Genetic Algorithm Optimized ANN Controller" Iranian Journal Of Science And Technology-Transactions Of Electrical Engineering, DOI10.1007/s40998-025-00917-z,2025
14. S.Tamilselvi, R.Prakash, C.Nagarajan, " Adaptive sliding mode control of multilevel grid-connected inverters using reinforcement learning for enhanced LVRT performance" Electric Power Systems Research 253 (2026) 112428, doi.org/10.1016/j.epsr.2025.112428
15. S.Thirunavukkarasu, C. Nagarajan, 2024, "Performance Investigation on OCF and SCF study in BLDC machine using FTANN Controller," Journal of Electrical Engineering And Technology, Volume 20, pages 2675–2688, (2025), doi.org/10.1007/s42835-024-02126-w
16. Nagarajan, M.Madheswaran and D.Ramasubramanian- 'Development of DSP based Robust Control Method for General Resonant Converter Topologies using Transfer Function Model'- Acta Electrotechnica et Informatica Journal , Vol.13 (2), pp.18-31, April-June.2013, DOI: 10.2478/aeeci-2013-0025.
17. C.Nagarajan and M.Madheswaran - 'DSP Based Fuzzy Controller for Series Parallel Resonant converter'- Springer, Frontiers of Electrical and Electronic Engineering, Vol. 7(4), pp. 438-446, Dec.12. DOI 10.1007/s11460-012-0212-0.
18. C.Nagarajan and M.Madheswaran - 'Experimental Study and steady state stability analysis of CLL-T Series Parallel Resonant Converter with Fuzzy controller using State Space Analysis'- Iranian Journal of Electrical & Electronic Engineering, Vol.8 (3), pp.259-267, September 2012.
19. C.Nagarajan and M.Madheswaran, "Analysis and Simulation of LCL Series Resonant Full Bridge Converter Using PWM Technique with Load Independent Operation" has been presented in ICTES'08, a IEEE / IET International Conference organized by M.G.R.University, Chennai.Vol.no.1, pp.190-195, Dec.2007
20. Suganthi Mullainathan, Ramesh Natarajan, "An SPSS and CNN modelling based quality assessment using ceramic materials and membrane filtration techniques", Revista Materia (Rio J.) Vol. 30, 2025, DOI: <https://doi.org/10.1590/1517-7076-RMAT-2024-0721>
21. M Suganthi, N Ramesh, "Treatment of water using natural zeolite as membrane filter", Journal of Environmental Protection and Ecology, Volume 23, Issue 2, pp: 520-530,2022



22. 8. Y. J. Guo et al., "Wideband Antenna Arrays for 5G and Beyond," IEEE Transactions on Antennas and Propagation, 2024
23. Mathew, A., & Alex, H. (2023). From Code to Cure: The Role of AI in Accelerating Drug Discovery. *Advances and Challenges in Science and Technology* Vol. 2, 94-102.
24. Vimal, V. R., John Justin Thangaraj, S., Narayanan, L. K., Alagu Thangam, S., Loganayagi, S., & Balakrishnan, S. (2025, April). Enhanced Phishing Detection and Classification Using an Ensemble Machine Learning Approach for URL Analysis. In *International Conference on Information and Communication Technology for Intelligent Systems* (pp. 229-239). Springer Nature Singapore.
25. Mathew, A. (2021). Obfuscation Techniques for Magecart Detection and Prevention. *International Journal of Computer Science and Mobile Computing*, 10(2), 39-44.
26. Soundappan, S. J. (2026). Building Trustworthy AI: Explainability and Security in Modern Cloud-Native Data-Driven Ecosystem Platforms. *International Journal of Engineering & Extended Technologies Research (IJEETR)*, 8(2), 570-579.